



**U.S. ELEVATORS CO.**



**U.S. ELEVATORS CO.**



[www.uselevators.in](http://www.uselevators.in)

Life as we know it is never the same,  
no two days are the same,  
you will try your best but you won't succeed,  
you may not always get what you need.  
It challenges you, rattles your spirit,  
you will struggle, fail and you'd want to quit.

But life as we know it is also about not  
quitting;  
it is about getting back up on your feet,  
taking bulls by his horns,  
making something epic,  
creating your own legacy,  
and leaving your mark on this world.

So tomorrow, if hurdles weigh you down,  
you fall the nth time -  
get up, get out and roar out to the world,

**"READY TO RISE ABOVE."**



## U. S. ELEVATORS CO.

FIVE NOVEL TECHNOLOGIES ASCEND INTO  
THE WORLD'S FIRST-CLASS STANDARDS.

### CONTROL SYSTEM

Highly integrated intellectual control system

Closed loop control, real-time monitoring operation of the elevator, data measured according to predetermined criteria, in an instance you can fix errors, centralized scheduling for elevator group and control flow to a vertical building.

### BEST RUNNING CURVE

Real-time operative curve to calculate the best run

In the acceleration, deceleration, braking more smoothly, reducing the run time between layers to improve leveling accuracy, leading to more superior ride comfort.



## EFFICIENT MANAGEMENT SYSTEM MOST EFFICIENT VERTICAL TRANSPORTATION SYSTEM

Able to change the dynamic traffic load and transport systems to make accurate judgements and issued the most efficient dispatching instructions to reduce the number of stops, reduce passenger waiting time and improve experience ladder.

### CAN BUS SYSTEM

High speed bus communication system

Fast response call for passengers, faster and smooth operations, free from load changes.

### ENERGY

Energy regenerative drive

US elevator can lift the energy regeneration system gravitational potential energy into electricity and transferred back to the building's power grid for re-use to reduce energy consumption.

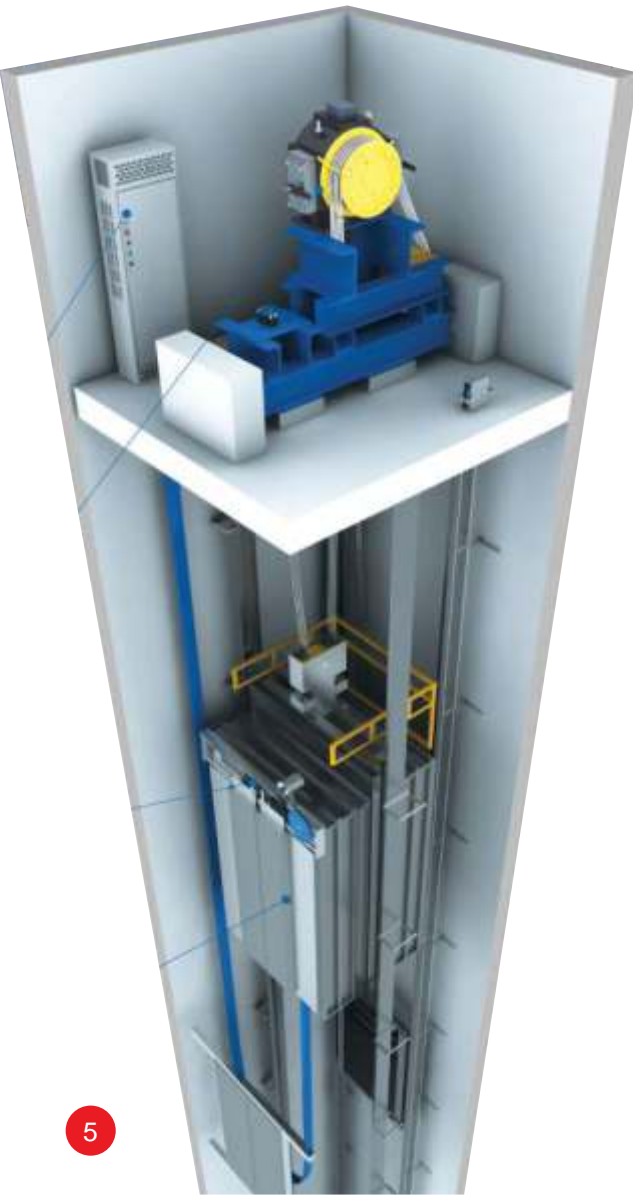
## WORLD CLASS PRODUCTS

AT YOUR SERVICE

### SMALL MACHINE ROOM ELEVATOR

On the basis of inheriting the modern highly mature technology, small machine room elevator increases the reliability and flexibility of the lift system and fulfills the genuine environmental protection and energy-saving advantages.

Compared with the usual machine room, small machine room elevator adopts the reasonable civil engineering layout, the machine room covers the equal area as that of the well. It saves the machine room space, reduces the outline influence from the machine room towards the construction. It can adapt to the buildings which have special requirements towards the outline appearance. It not only cuts down the construction cost, but also is helpful to excite the inspiration of the construction designers to create the artistic buildings one after another.



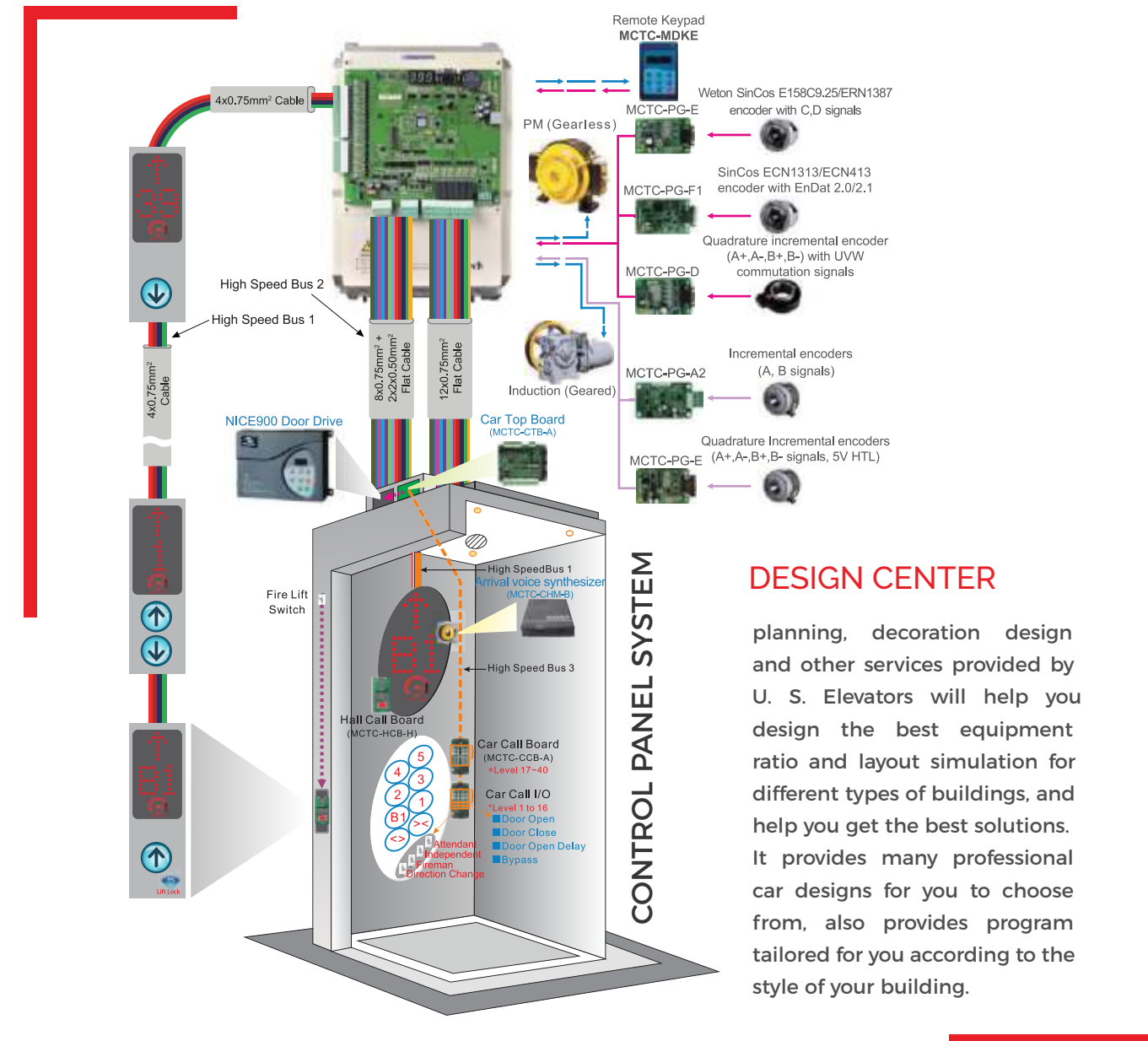
### MRL GEARLESS ELEVATOR

Our MRL elevators are acquainted with the environmental protection ideas. It saves the energy, decreases the consumption. It brings about the less construction area and raises the design freedom. It thoroughly shows the green humane characteristics. Compared with the equal load rating geared lifts, it saves 25% of the electric energy and 10% of the construction area. US ELEVATORS breaks through the premise of the machine room set forth by the traditional lifts. It supplies the infinite invention possibilities in the limited space of the modern architectures.



# U.S. ELEVATORS CO.

## DESIGN CENTER




CONTROL PANEL SYSTEM

### DESIGN CENTER

planning, decoration design and other services provided by U. S. Elevators will help you design the best equipment ratio and layout simulation for different types of buildings, and help you get the best solutions. It provides many professional car designs for you to choose from, also provides program tailored for you according to the style of your building.

# U. S. ELEVATORS CO.

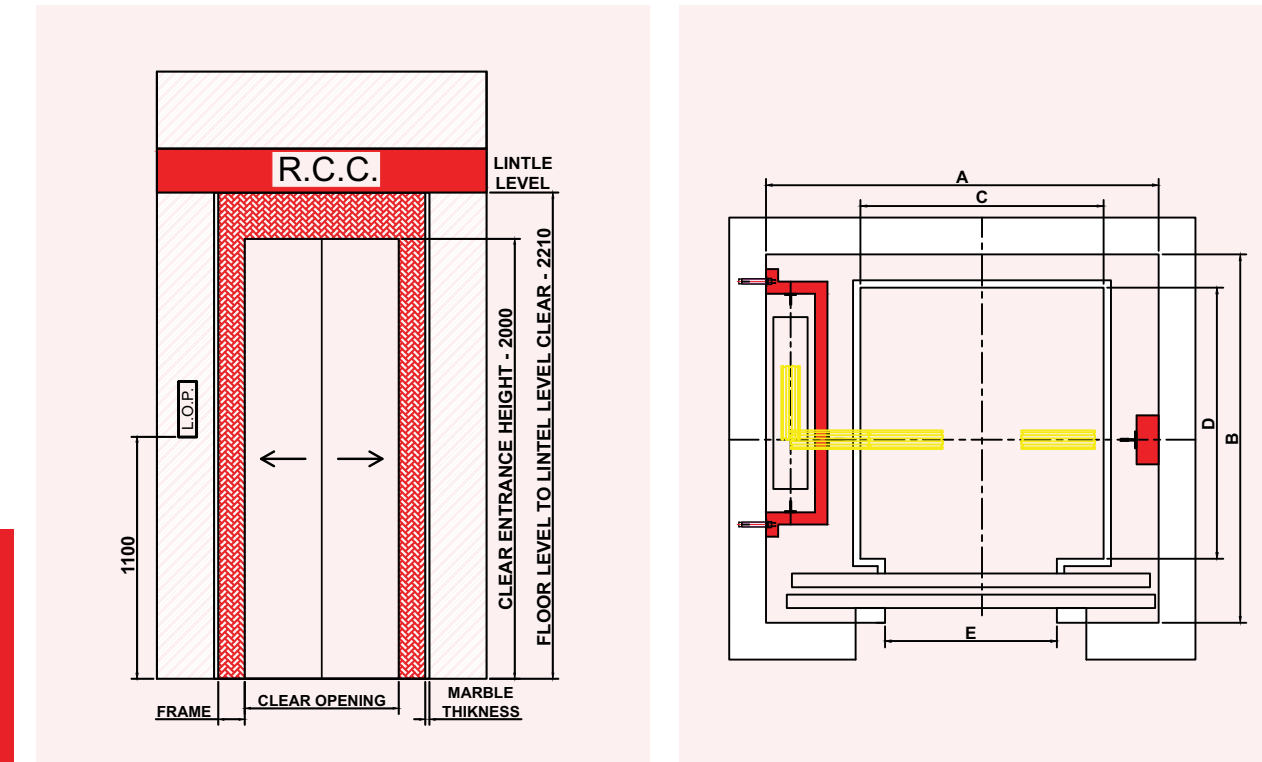
## CEILING DESIGNS THAT WILL INSPIRE YOU TO LOOK UP



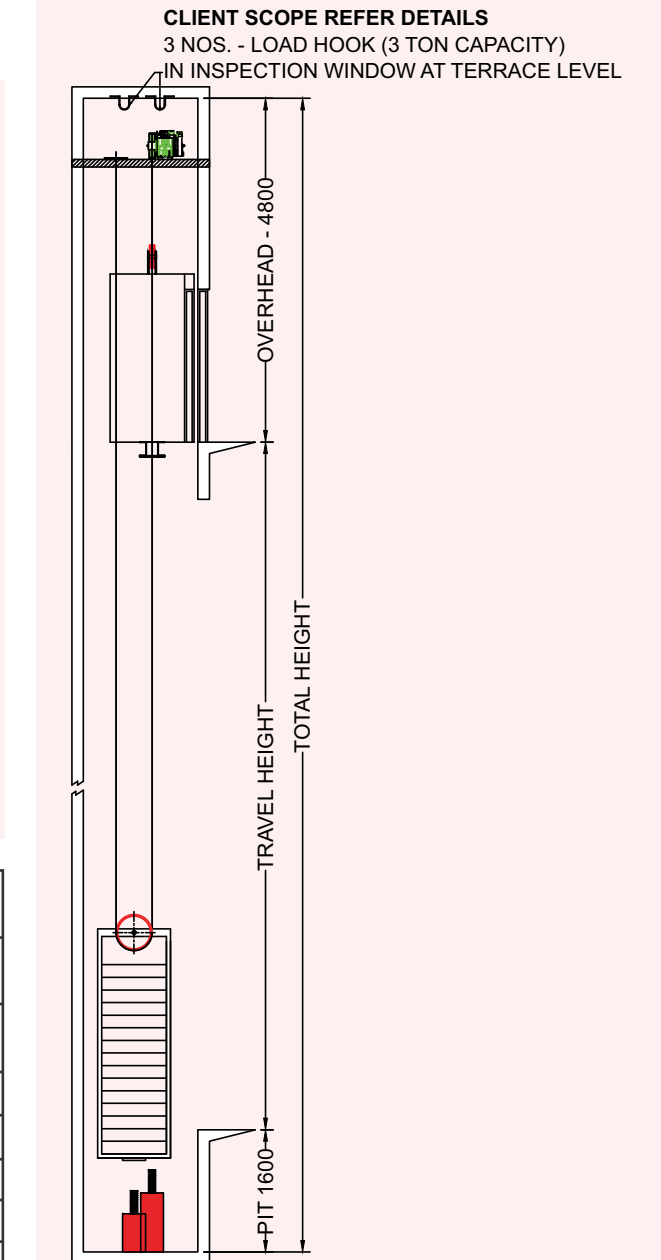


**EXCELLENT ECO-EFFICIENCY**  
**SUPERB RIDE COMFORT**  
**VERSATILE DESIGN**  
 Available in M.S., S.S.  
**Wooden and Aluminium Coated Panels**

## MACHINE ROOMLESS GEARLESS ELEVATOR



Load		Liftwell		CAR IN SIZE		ENTRANCE	Up to 1.5 MPS	
Persons	Load	A	B	C	D	E	Pit	O.H.
6	408	1600	1550	1140	950	700	1600	4800
8	544	1800	1600	1140	1155	800	1600	4800
10	680	1800	1800	1190	1355	800	1600	4800
13	884	2000	2000	1500	1400	900	1600	4800
15	1020	2100	2100	1600	1500	1000	1800	4800

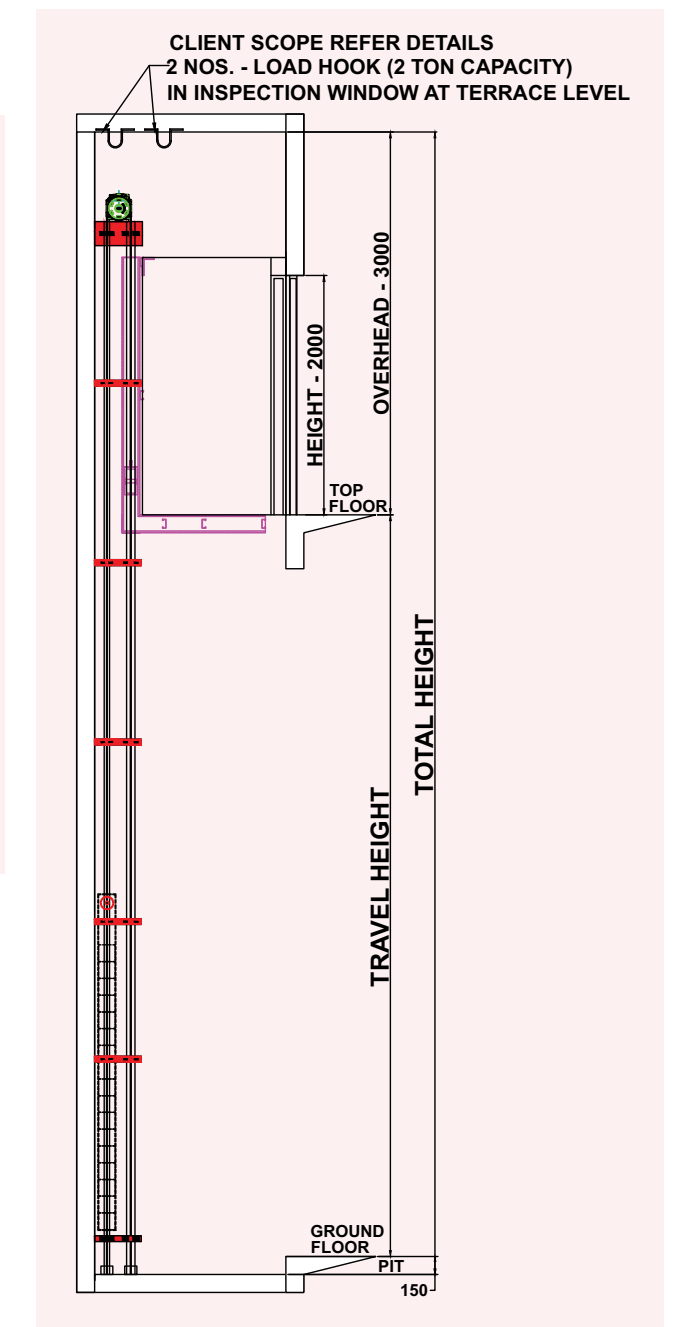
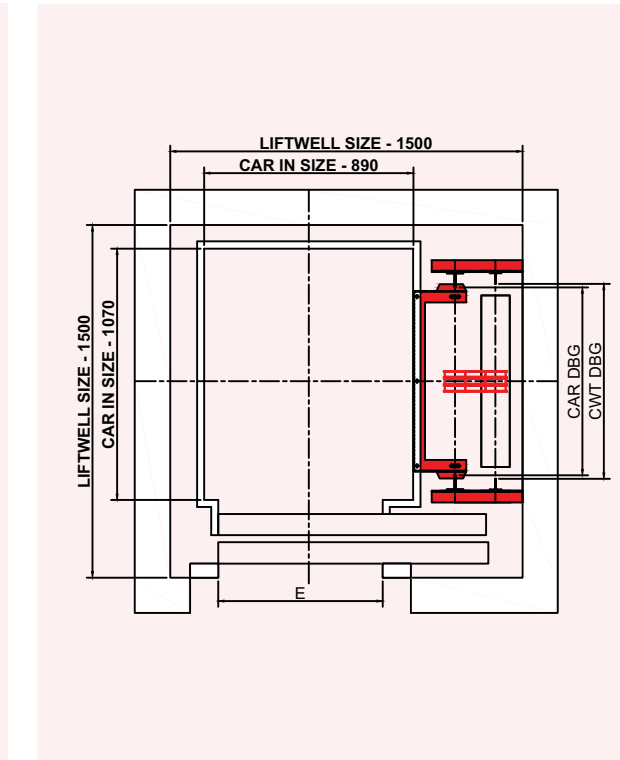
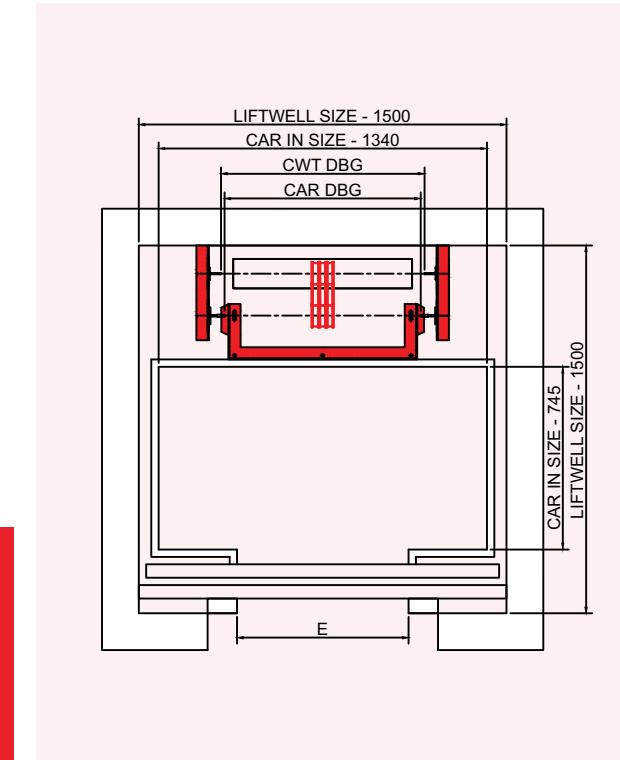




Bungalow elevators for an extraordinary lifestyle!

**NO PIT, NO OVERHEAD  
 READY TO INSTALL FORMAT  
 FREEDOM TO DESIGN  
 REQUIRES MINIMUM FLOOR SPACE**

## MRL CANTILIVER LIFT



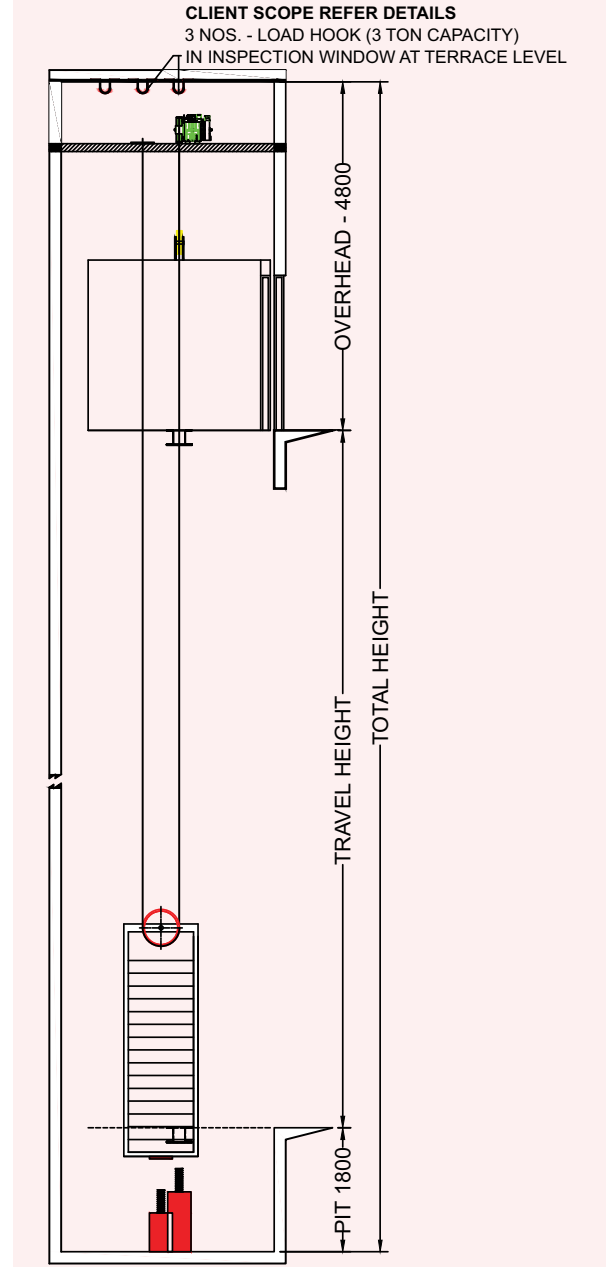
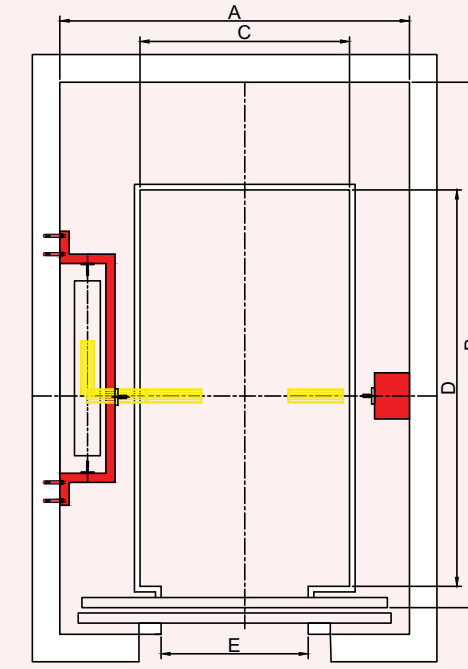
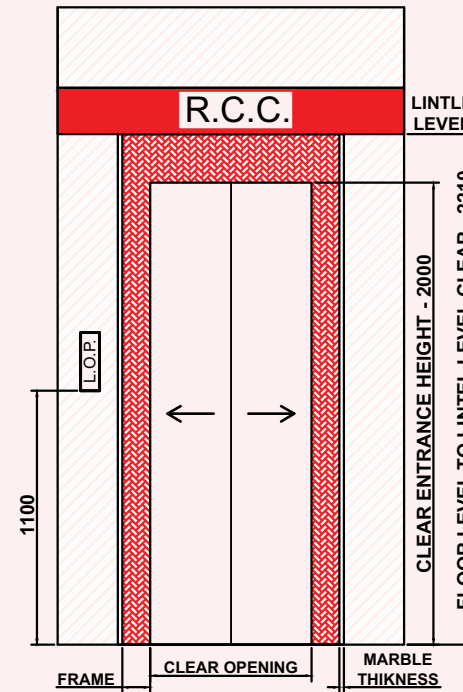
Load Capacity Kg	400	Rated Voltage V	145
Life Speed m/s	0.63	Current A	9.2
Rated Power Kw	1.7	Sheave Dia mm.	86
Frequency Hz	23.3	Traction Belt Qty. No.	2
Rated Speed r/min.	280	INS. Class	F
Rated Torque N.m.	58	IP Code	IP42
Phase / Voltage V	1/220	Poles P	10



Hospital elevators for saviours!


**SPECIALIZED CAR DESIGN  
SMOOTH ENTRY & EXIT  
QUIET OPERATION**

## STRETCHER LIFT

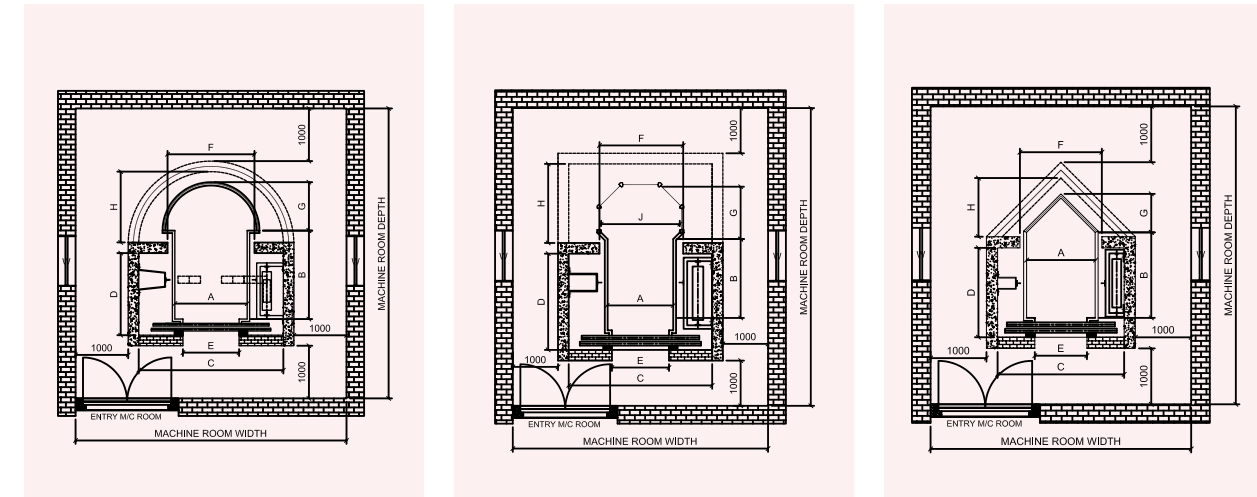


**Dimension for Stretcher Lifts.**

Load		Liftwell		Car in Size		Entrance	Pit	O.H.
Persons	Kilograms	A	B	C	D	E		
15	1020	1900	2700	1050	2160	800	1600	4800
20	1360	2200	3000	1300	2400	1200	1800	4800
26	1768	2400	3000	1600	2400	1200	1800	4800



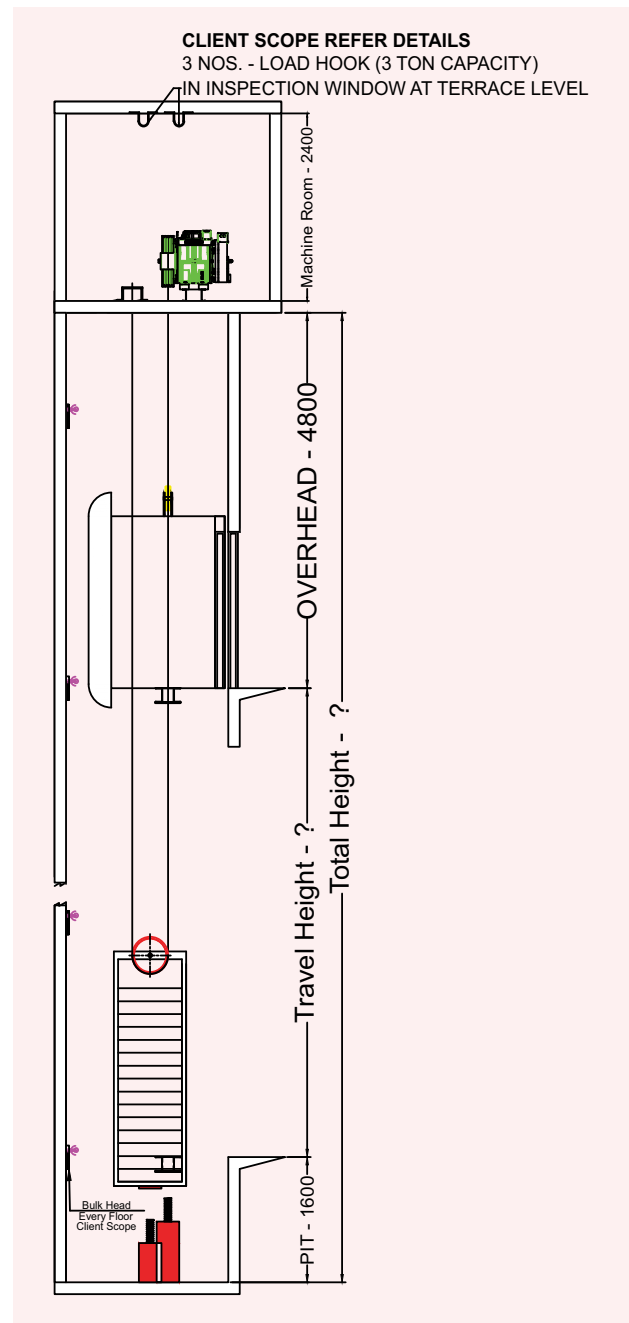
**SCREEN SYSTEMS  
ELEGANT EXTERIOR & INTERIORS  
CUSTOM POST AND BEAM WORK**



OPTION - A										
Load		Car in Size				Liftwell				Entrance
Persons	Load	A	B	J	G	C	D	F	H	E
8	544	1000	1200	1250	600	2000	1225	1230	1000	800
10	680	1100	1300	1400	650	2200	1325	1330	1100	900
13	884	1200	1400	1550	700	2400	1425	1430	1100	1000
16	1068	1300	1500	1700	750	2800	1525	1530	1200	1200

OPTION - B										
Load		Car in Size				Liftwell				Entrance
Persons	Load	A	B	G	C	D	F	H	E	
6	408	1000	1100	200	1800	1250	1230	470	700	
8	544	1150	1200	200	2000	1380	1350	520	800	
10	680	1250	1300	250	2200	1450	1480	580	900	
13	884	1400	1400	300	2400	1550	1630	650	1000	
16	1068	1550	1500	350	2800	1780	1650	790	1200	

OPTION - C										
Load		Car in Size				Liftwell				Entrance
Persons	Load	A	B	J	G	C	D	F	H	E
8	544	90	1150	1325	700	2000	1225	1130	1100	800
10	680	1000	1150	1425	800	2200	1225	1230	1200	900
13	884	1100	1150	1550	925	2400	1225	1330	1325	1000
16	1068	1300	1250	1650	1016	2800	1325	1530	1425	1200

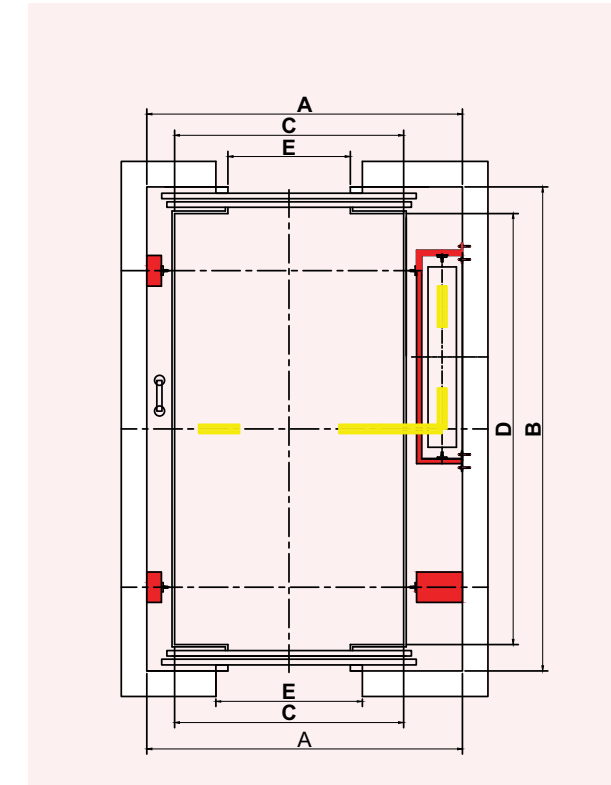
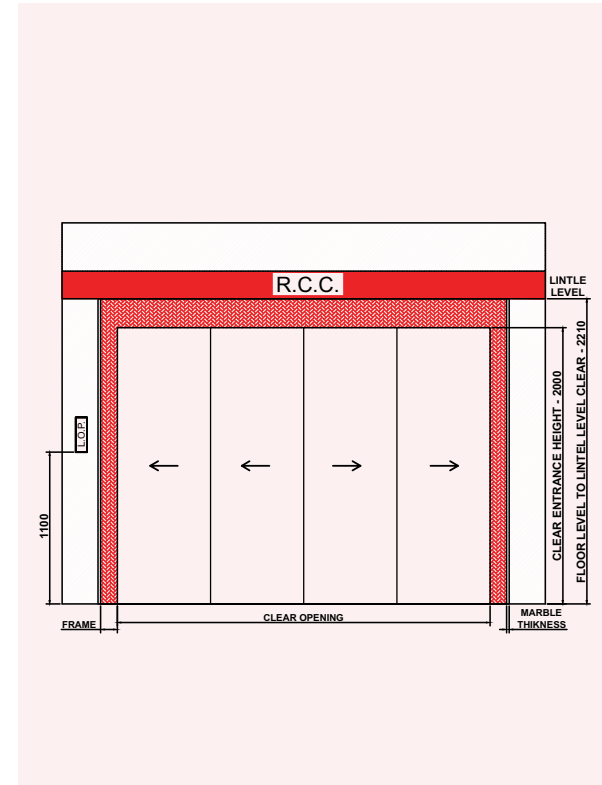




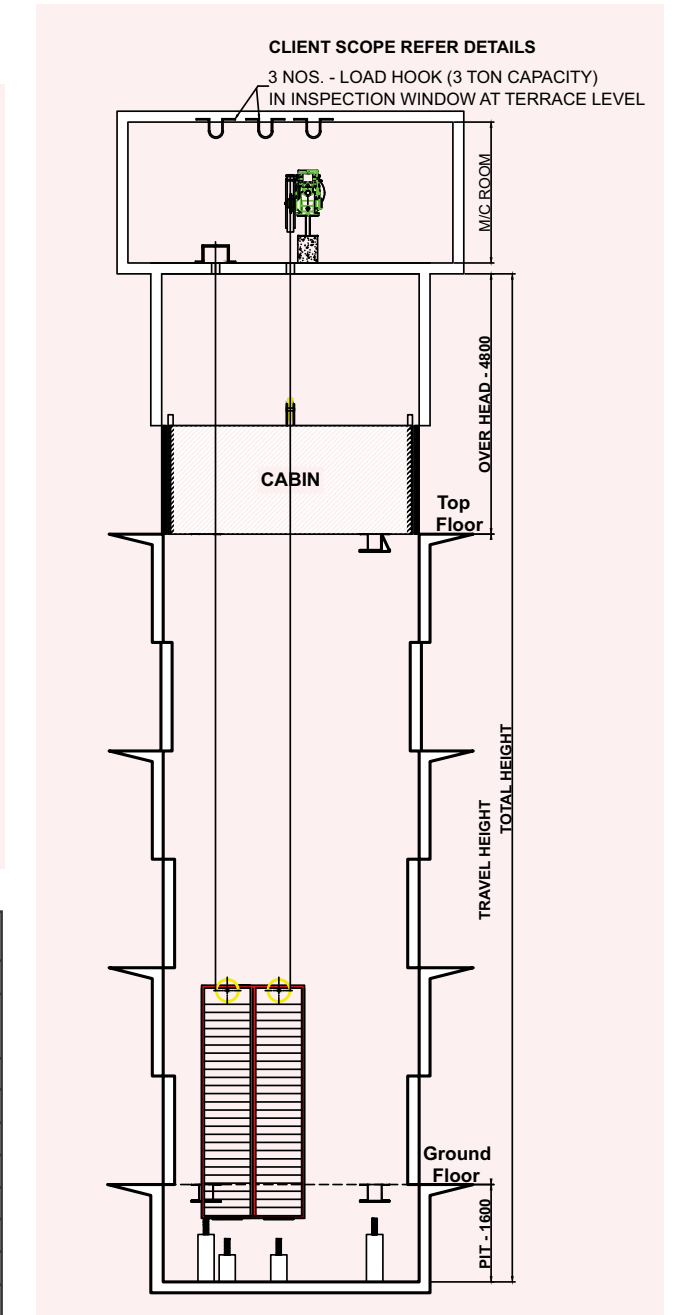
Goods elevators for utmost flexibility!


**ARCHITECTURAL GRADE RETAINING WALLS**  
**CRIBBING DRIVEWAYS**  
**CUSTOM CONCRETE STAIRCASES**

## Machine Room Elevators Goods Lift



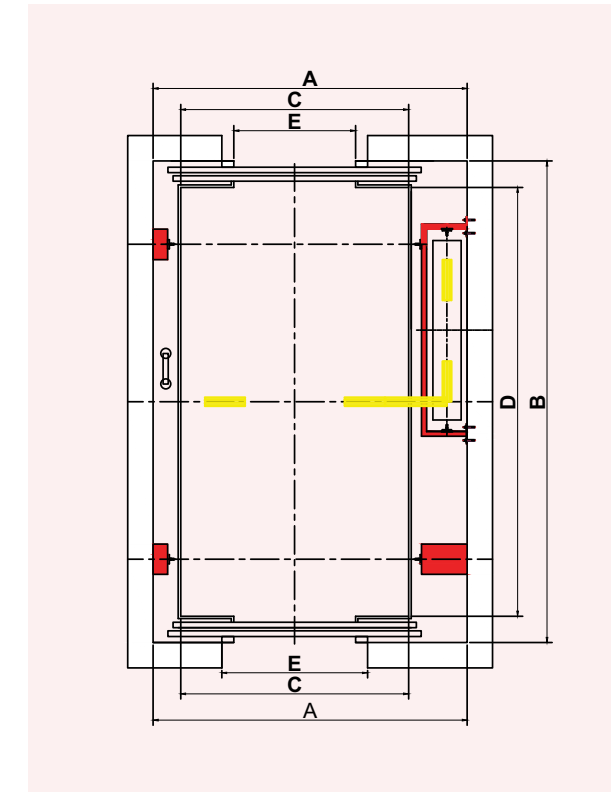
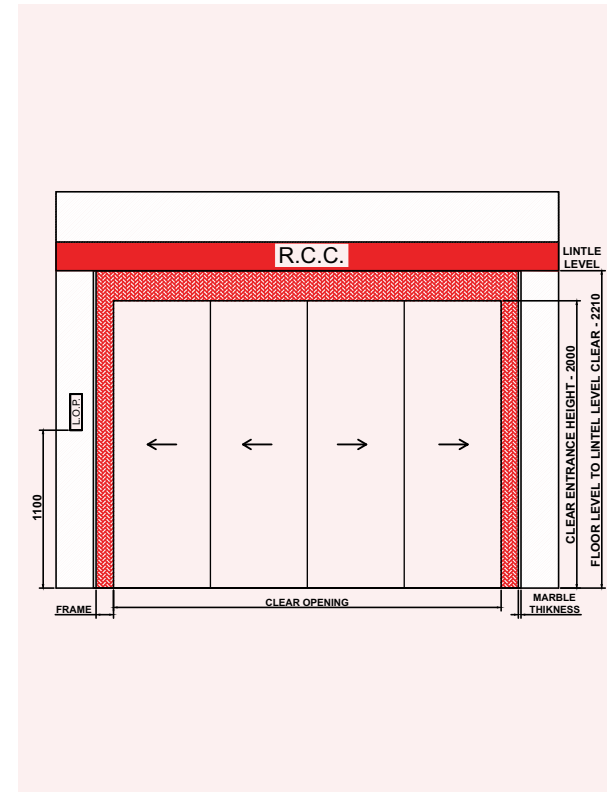
Dimension for Goods Lifts.					
Load	Liftwell	Car in Size	Entrance	Pit	O.H.
Kilograms	A X B	C X B	E		
500	2.85	1.32	1100	1600	4800
1000	4.83	2.52	1400	1600	4800
1500	5.98	3.4	1700	1600	4800
2000	7.28	4.25	1700	1600	4800
2500	8.12	5	2000	1800	4800
3000	9.57	6	2000	1800	4800
4000	11.22	7.5	2500	1800	4800
5000	13.26	9	2500	1800	4800



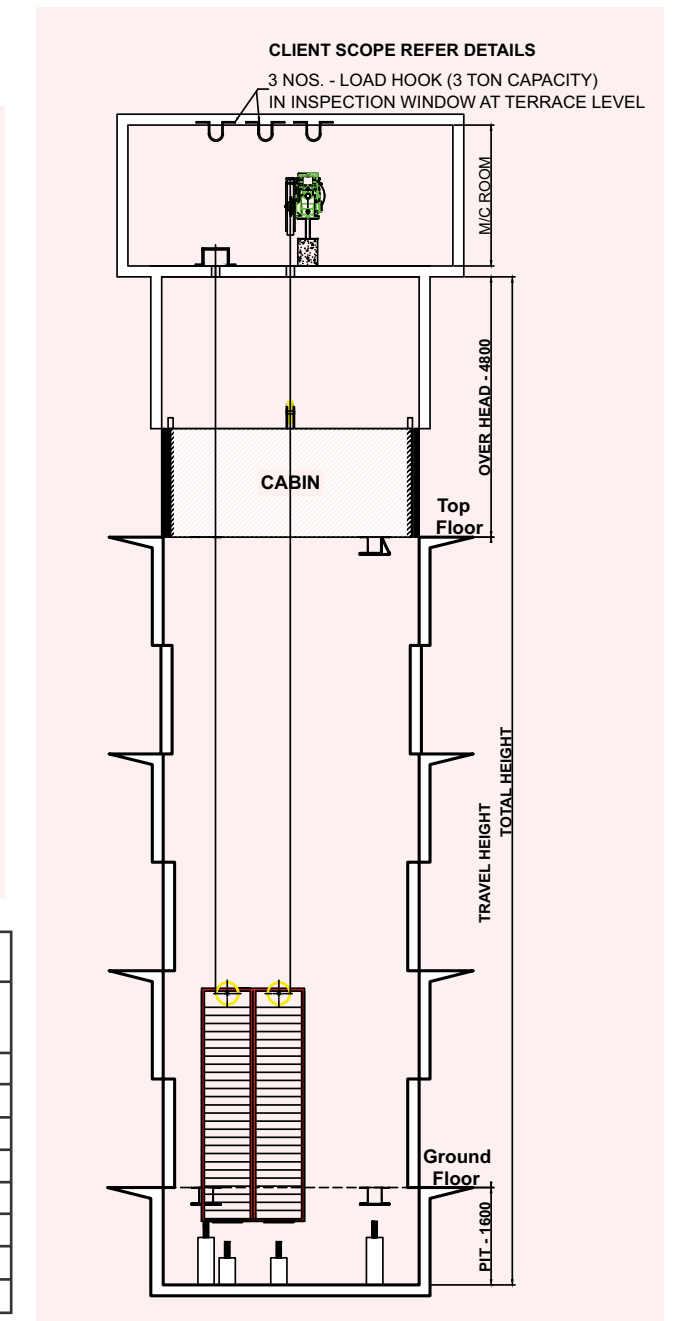


**SPECIAL DISPLAY SYSTEM  
SMOOTH AND ENERGY-SAVING  
SAFETY GUIDE DEVICE**

## Machine Room Elevators For Car Lift



Dimension for Car Lifts.					
Load	Liftwell	Car in Size	Entrance	Pit	O.H.
Kilograms	A X B	C X B	E		
500	2.85	1.32	1100	1600	4800
1000	4.83	2.52	1400	1600	4800
1500	5.98	3.4	1700	1600	4800
2000	7.28	4.25	1700	1600	4800
2500	8.12	5	2000	1800	4800
3000	9.57	6	2000	1800	4800
4000	11.22	7.5	2500	1800	4800
5000	13.26	9	2500	1800	4800





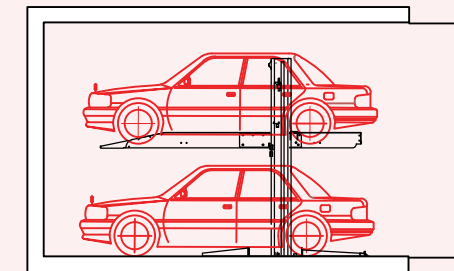
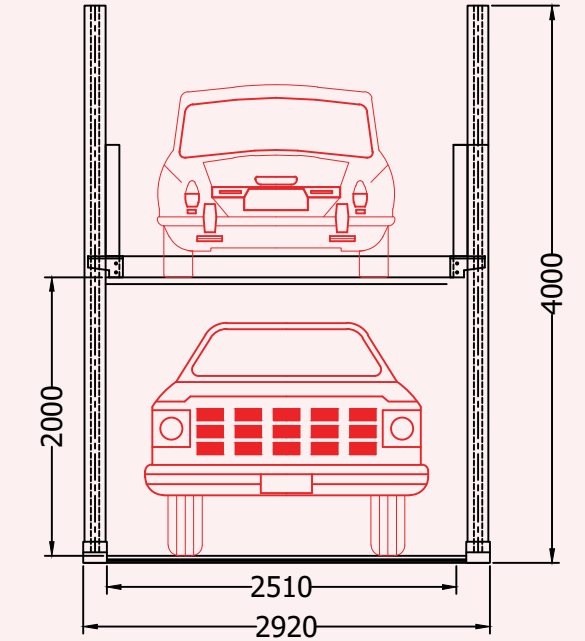
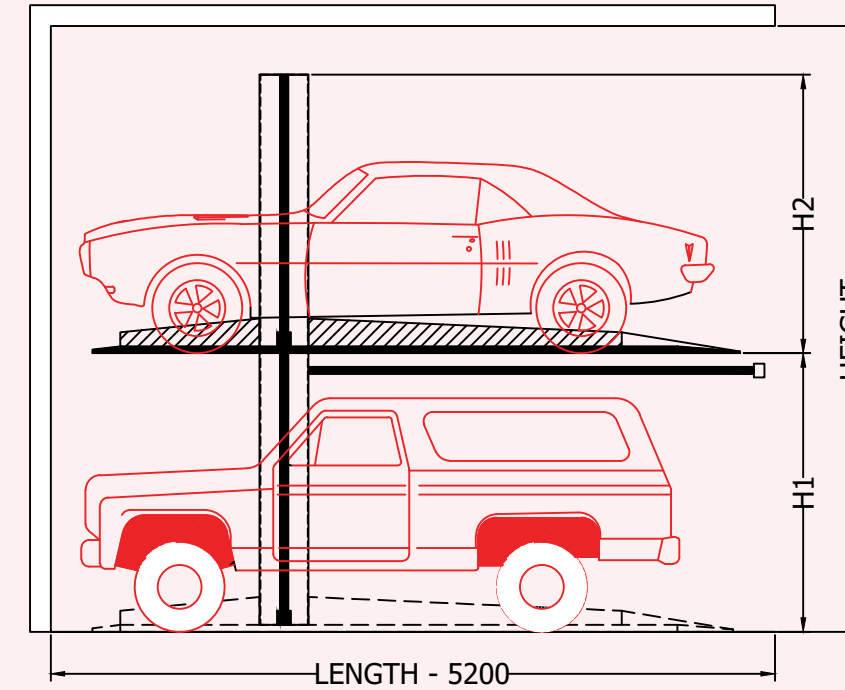
**U. S. ELEVATORS CO.**  
TWIN PARK SYSTEM

INNOVATIVE CAR PARKING SOLUTIONS

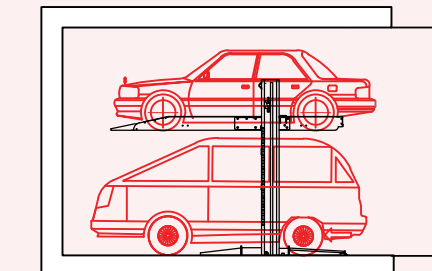
SMART CITY READY

MADE IN INDIA

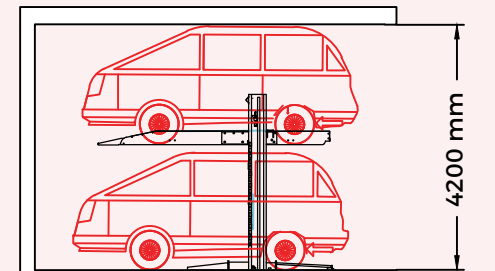
**MECHANICAL HYDRAULIC CAR PARKING**



UL Sedan LL Sedan



UL Sedan LL SUV




UL SUV LL SUV




**U. S. ELEVATORS CO.**  
 INTERIORS THAT ADD STYLE TO YOUR SPACE


**U. S. ELEVATORS CO. FOR EXCELLENCE**  
 WORLD CLASS MACHINES AT YOUR SERVICE




**GEARED MACHINE**  
 Low maintenance  
 Superior performance  
 Compact structure  
 Cost and energy saving  
 Ideal for Bungalow Elevators



**ZERO FIGURE MRL MACHINE**  
 Energy-saving  
 Travel speed up to 500 feet per minute  
 Cost-effective  
 Needs machine room  
 Requires maintenance



**GEARLESS MACHINE**  
 Space efficient  
 Smooth operation  
 Energy saving  
 Maximum cabin size  
 Low maintenance



**BELT DRIVE GEARLESS MACHINE**  
 Compact structure  
 Travel speed up to 2000 feet per minute  
 Optimum for high-rise applications  
 Less maintenance  
 Doesn't need machine room



## **U. S. ELEVATORS CO.** SOLUTIONS FOR EXISTING BUILDINGS

We pride ourselves on our deep understanding of both equipment and customer needs – ensuring your existing equipment is kept running smoothly throughout its lifetime.

### **ELEVATOR MODERNIZATION**

Boost your elevator's reliability, eco-efficiency, comfort, and appearance with our modernization solutions.

### **COST-EFFECTIVE SOLUTIONS**

With our modernization solutions for all needs and budgets, we promote safety, aesthetics, eco-efficiency, performance and accessibility standards.

### **MAINTENANCE**

We maintain all types of elevators and escalators.



## **ELEVATOR MODERNIZATION PROCESS**

### **PLANNING**

We will help you plan and budget the modernization.

### **INSTALLATION**

Our installation planning methods means less disturbance to building users.

### **COMPLETION**

We complete projects on time and on budget, with safety and quality testing.



## HOW WE SERVE YOU?

We believe that the best way to start your search for a maintenance provider is to think about the needs of your users, equipment and building.

### TAILORED MAINTENANCE PLAN

Our tailored plan ensures that all individual components and systems are serviced at the right time and according to all relevant regulations - no matter the brand.

### SKILLED TECHNICIANS

Our service technicians are dedicated and highly trained professionals who keep your elevators, escalators, and doors working smoothly and safely equipped with global technical knowledge base.

### CUSTOMER CARE

Epic's Customer Care Center provides you and your end users with round-the-clock support for any equipment-related issues.

### EQUIPMENT CONDITION CHECK

In order to keep your equipment safe and running smoothly, we will suggest if repair or modernization is needed based on a condition check.



## AFTER - SALES SERVICE

### WHY CHOOSE EPIC MAINTENANCE?

24x7 hassle free after sales service available with the team of experts, technicians and professionals to cater to the customer's demands.

### RELIABLE EQUIPMENT

The elevators and escalators we maintain are available on average over 99% of the time.

### FAST SERVICE

Our service teams are on call day and night, and they solve most problems within one day.

### WE KEEP YOU UP-TO-DATE

We keep you informed on equipment status, maintenance schedules, and on-site work.

## U. S. ELEVATORS CO.

Head Off. : 28, Ground Floor, Jyoti Indl. Premises, Shakti Nagar,  
C. S. Road No. 4, Dahisar (East), Mumbai - 400068.

 : 022 - 2896 9153 / 2896 9157 / 2892 8961 / 2892 8964

 : +91 9833410451

 : [us@uselevators.in](mailto:us@uselevators.in)

---

### Karnataka

Branch : Shree Nivas, VI Cross, Krishi Colony,  
Bhagyanagar, Belgavi, Karnataka - 590006.

 : +91 831 356 4169

 : +91 9808 933 933

 : [sales@uselevators.in](mailto:sales@uselevators.in)

 : [www.uselevators.in](http://www.uselevators.in)